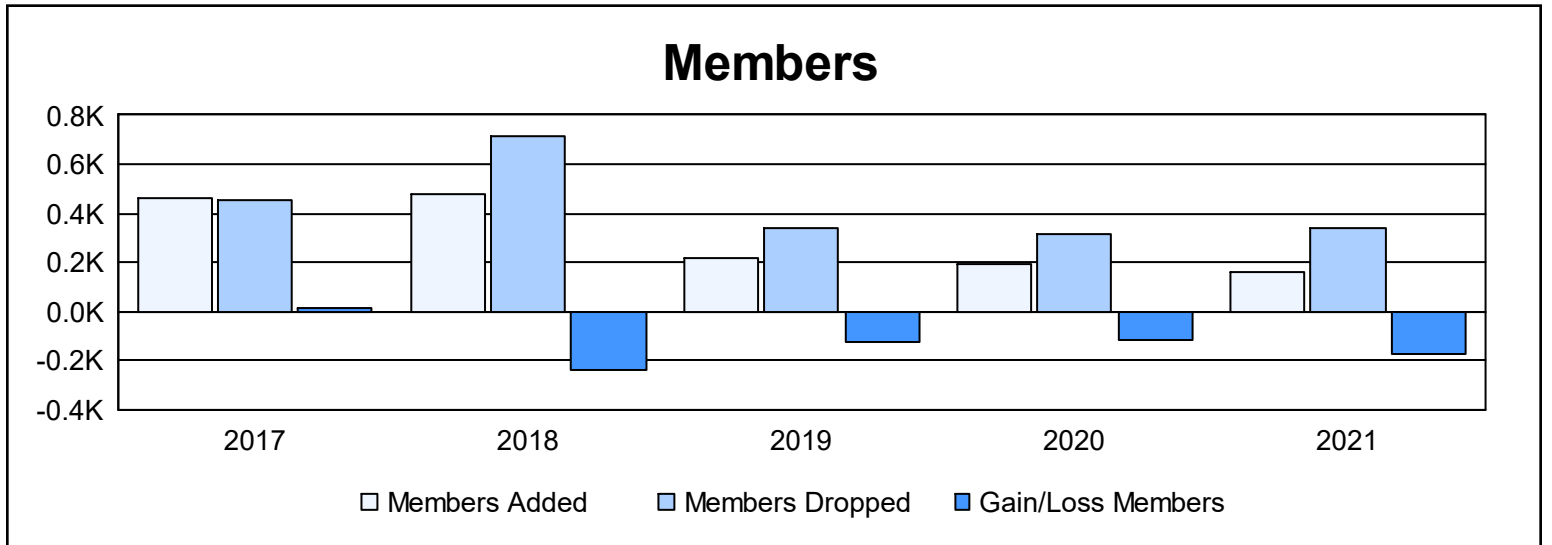
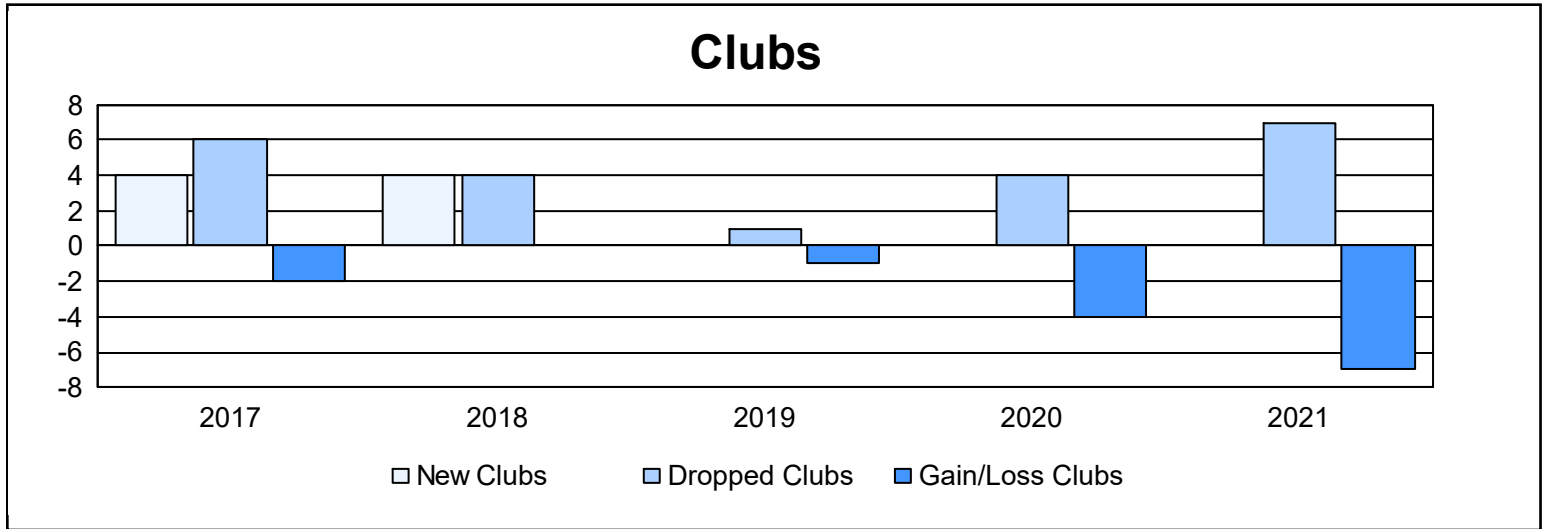
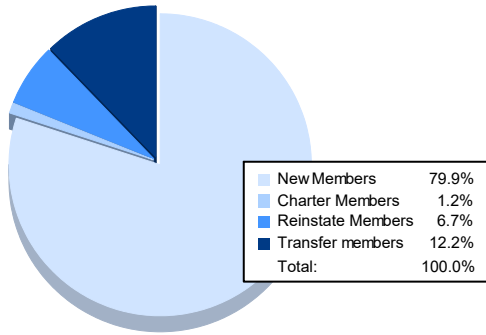


Year	New Clubs	Dropped Clubs	Gain/ Loss Clubs	New Members	Charter Members	Reinstate Members	Transfer Members	Total Member Added	Total Members Dropped	Gain/ Loss Members
2016-2017	4	6	-2	286	132	19	28	465	450	15
2017-2018	4	4	0	306	128	25	17	476	711	-235
2018-2019	0	1	-1	188	8	11	8	215	336	-121
2019-2020	0	4	-4	164	2	8	22	196	313	-117
2020-2021	0	7	-7	131	2	11	20	164	338	-174
<b>Average</b>	<b>2</b>	<b>4</b>	<b>-3</b>	<b>215</b>	<b>54</b>	<b>15</b>	<b>19</b>	<b>303</b>	<b>430</b>	<b>-126</b>



### Membership Composition June 2021 Cumulative



### Gender Composition June 2021 Cumulative

